

# FS50



Sweeping machine FS50.  
A small machine with great sweeping power

 **FIMAP®**

## FS50

either battery-operated or combustion engine,  
is the right choice for sweeping small-medium sized surfaces

FS50 is an extremely manoeuvrable machine which can solve any cleaning problem of outdoor or indoor floors rapidly and efficiently thanks to its 2000 sq.m/h working performance.

The handle bar grip, in extremely comfortable plastic material, makes it easier to operate the levers.

When about to work on wet floors, stop suction by means of the appropriate lever.

The front and side flaps are very important to prevent dust being raised during use.

The central brush, accessible through the convenient side door, can easily be adjusted.

FS50 is available also with a Honda endothermic motor  
for higher cleaning speed and easier operations



It is available in several versions for any type of dirt:

- **MIXED STEEL:** for outdoor and extremely rough surfaces;
- **NATURAL FIBRE BRISTLES:** for very fine dust and glossy surfaces;
- **PPL BRISTLES:** the most versatile type for industrial surfaces.



Dirt is conveyed straight into the hopper which is strong and lightweight for easy handling

The side brush facilitates cleaning tasks in corners and along walls



The panel filter, with its large filtering surface, includes excellent features for dust protection. The "washable" and recyclable version is also now available



- The panel filter can be easily replaced without the help of any tools. The electric filter shaker, on request, ensures an automatic cleaning of the filter







- It is important to clean the panel filter with a vacuum cleaner after each cleaning task in order to guarantee perfect machine performance













- Controls: Suction on/off control, mechanic filter shaker, side brush lifting/lowering mechanism, traction control (on the traction models)



- Absolutely vital for cleaning right into corners and along walls. With really dusty floors the brush can be lifted to stop its movement and prevent dust being raised

TECHNICAL DESCRIPTION		 FS50 H	 FS50 Ht	 FS50 B	 FS50 Bt
Forward speed	km/h	0÷3,5	0÷4	0÷3,5	0÷4
Max gradient at full load	%	5	15	5	10
Side brush motor	-	mechanical	mechanical	mechanical	mechanical
Electric motor	V/W	-	-	12/600	12/600
Filter shaker*	-	mechanical	mechanical	mechanical	mechanical
Engine	HP	3 (Honda)	3 (Honda)	-	-
Debris hopper capacity	l	40	40	40	40
Filter surface area	sq.m	2,5	2,5	2,5	2,5
Batteries	(n.) V/Ah C5	-	-	(1) 12/140	(1) 12/140

\* Electric on request

FIMAP	 Working width (with side brush)	 Number of side brushes/ Ø mm	 Power supply V/ traction	 Central brush width	 Front-mounted hopper	 Rear-mounted hopper	 Type of dumping system	 Working width up to sq.m/h	 Machine dimensions mm L x H x W	 Machine weight kg (without batteries)
FS50 H	650	1/380	-/-	500	-	•	manual	2275	1430x1000x660	70
FS50 Ht	650	1/380	-/mechanical	500	-	•	manual	2600	1430x1000x660	78
FS50 B	650	1/380	12/-	500	-	•	manual	2275	1430x1000x660	67
FS50 Bt	650	1/380	12/mechanical	500	-	•	manual	2600	1430x1000x660	75

For any additional information or for a demo please contact your usual Fimap dealer

Dealer's stamp



[www.fimap.com](http://www.fimap.com)



Fimap Spa reserves the right, at anytime, to make technical and/or equipment modifications without prior notification. The images are shown as reference only and are not binding as to the actual design and/or equipment  
Copyright © Fimap 2008 - COD. 301247 - AB - 07-2019

ISO 9001:2015, ISO 14001:2015,  
OHSAS 18001:2007  
Organisation certified by Q.C.B. Italy

FIMAP spa - Via Invalidi del Lavoro, 1 - 37059 S. Maria di Zevio - Verona - Italy  
Tel. +39 045 6060411 - Fax +39 045 6060417 - E-mail: [fimap@fimap.com](mailto:fimap@fimap.com)